



---

# *Towards 100 Gbps: Ultra-high Spectral Efficiency using massive MIMO with 3D Antenna Configurations*

*ICC 2013, P10  
12.06.2013  
Budapest, Hungaria*

*Eckhard Grass,*

*grass@ihp-microelectronics.com  
grass@informatik.hu-berlin.de*

**IHP  
Leibniz-Institut für innovative Mikroelektronik  
Im Technologiepark 25  
15236 Frankfurt (Oder), Germany**

**Humboldt-Universität zu Berlin  
Institut für Informatik  
Rudower Chaussee 25  
12489 Berlin, Germany**



# Maximum Spectral Efficiency Through Parallelized Multiple-Input-Multiple-Output Transmission Using High-Resolution 3D Antenna Topologies

Project of the DFG Priority Programm 1655: **Wireless 100Gb/s and beyond**

## Principal Investigators:

Gerhard P. Fettweis  
Technische Universität  
Dresden

Eckhard Grass  
Humboldt-Universität  
zu Berlin

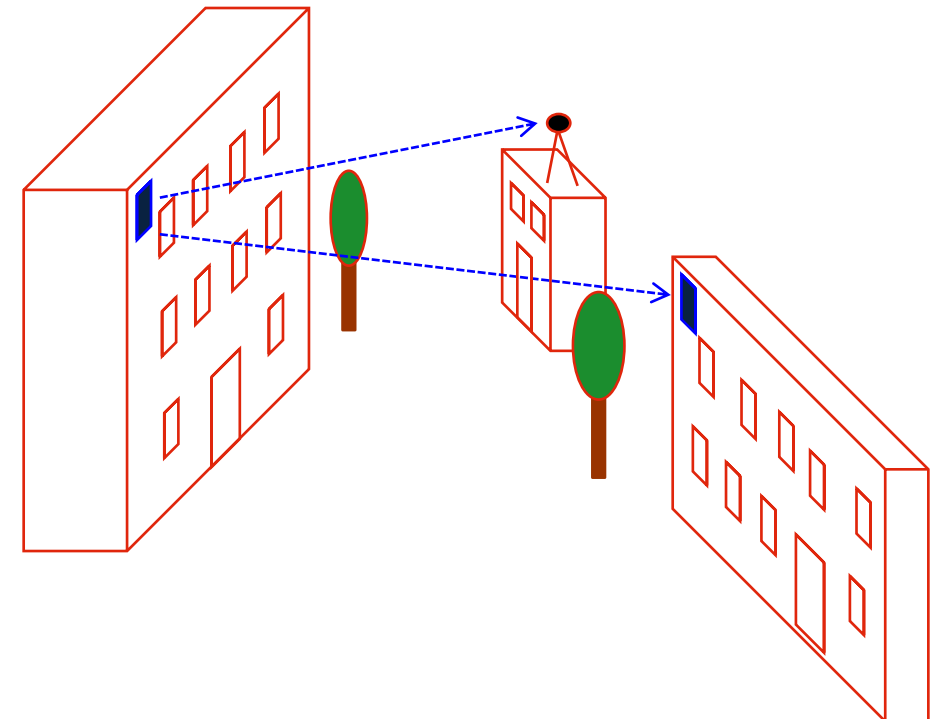
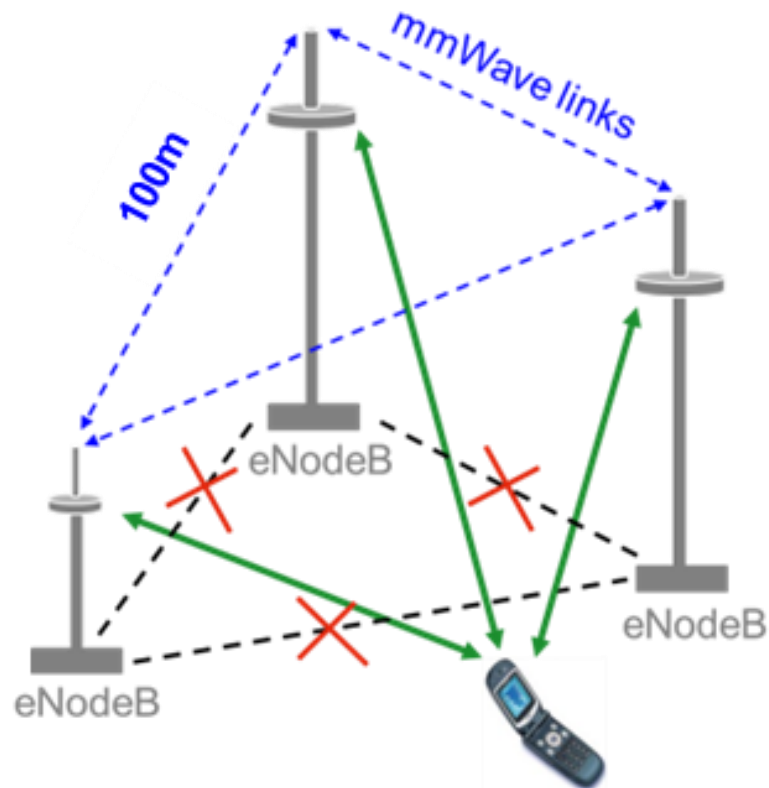
Berthold Lankl  
Universität der  
Bundeswehr  
München



# Application Scenarios Targetted

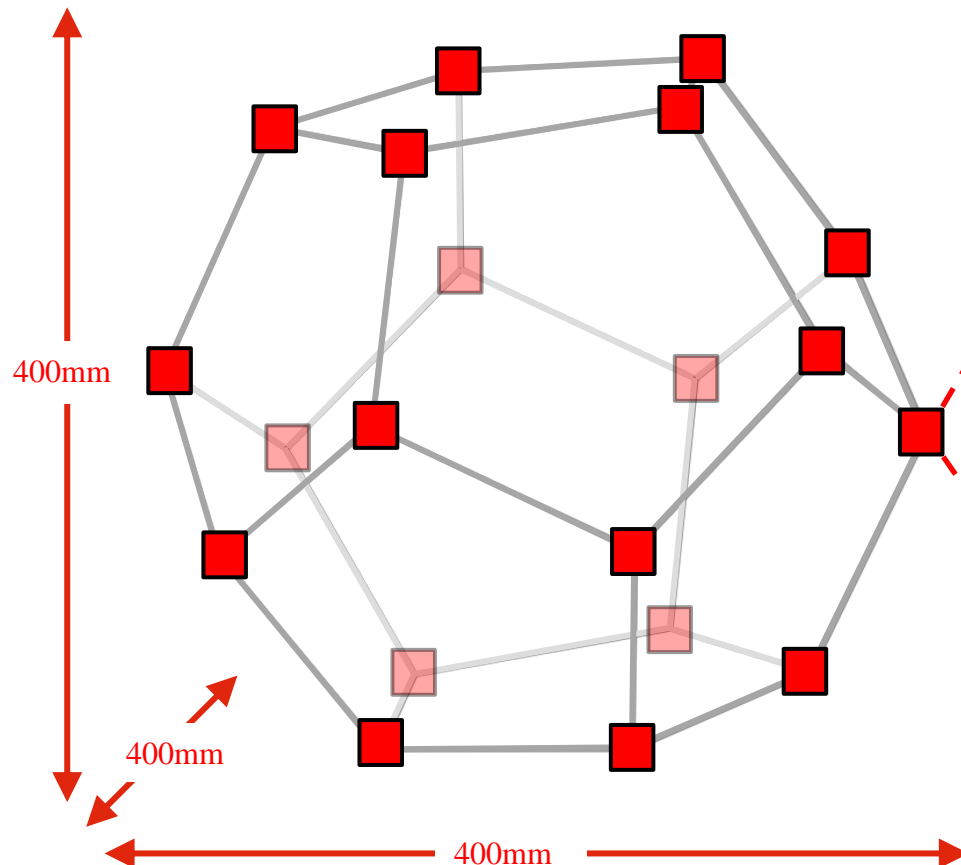
Wireless Backhaul,  
LTE-Advanced, ...

Urban P2P Links,  
Campus Networks, ...




# 3D Antenna Topology for LOS-MIMO

## Example: **dodecahedron** of 20 antenna elements



**16 x 16 antenna element: 32dBi gain**



Y. Miura, J. Hirokawa, M. Ando, Y. Shibuya, G. Yoshida,  
"Double-Layer Full-Corporate-Feed Hollow-Waveguide  
Slot Array Antenna in the 60-GHz Band,"  
IEEE Trans. on Antennas and Propagation, 59(8), 2011.

# Initial Link Budget Analysis



System parameters	Modulation alphabet	-	4-QAM	4-QAM	4-QAM	4-QAM	4-QAM
	<b>Modulation raw spectral efficiency</b>	<b>bpcu</b>	<b>2</b>	<b>2</b>	<b>2</b>	<b>2</b>	<b>2</b>
	<b>Number of spatial streams</b>	-	<b>41</b>	<b>55</b>	<b>82</b>	<b>163</b>	<b>325</b>
	Channel bandwidth	GHz	2,16	1,62	1,08	0,54	0,27
	Symbol rate	GHz	1,728	1,296	0,864	0,432	0,216
	Code rate	-	3/4	3/4	3/4	3/4	3/4
	Frame overhead (preamble, pilots, etc.)	%	5,0	5,0	5,0	5,0	5,0
	<b>Effective data rate</b>	<b>Gb/s</b>	<b>100,96</b>	<b>101,57</b>	<b>100,96</b>	<b>100,34</b>	<b>100,04</b>
	Spectral efficiency	bit/s/Hz	46,74	62,70	93,48	185,82	370,50
Ant. Gain	Tx Antenna element gain	dBi	35	35	35	35	35
	Rx Antenna element gain	dBi	35	35	35	35	35
Tx Power	Output power of the amplifier	dBm	-11,1	-12,4	-14,1	-17,1	-20,1
	Tx power (EIRP) per stream	dBm	23,9	22,6	20,9	17,9	14,9
	Tx power density (EIRP) per stream	dBm/MHz	-9,1	-10,4	-12,1	-15,1	-18,1
	<b>Tx power (EIRP) &lt;= 40 dBm !</b>	<b>dBm</b>	<b>40,0</b>	<b>40,0</b>	<b>40,0</b>	<b>40,0</b>	<b>40,0</b>
Path loss	Reference distance	m	0,10	0,10	0,10	0,10	0,10
	Path loss at ref. distance	dB	47	47	47	47	47
	Path loss exponent		2	2	2	2	2
	Margin for rain attenuation	dB	3	3	3	3	3
Noise and impl. losses	Thermal noise power (-174dBm/Hz)	dBm	-81	-82	-84	-87	-90
	Rx noise figure	dB	8	8	8	8	8
	<b>Average noise power</b>	<b>dBm</b>	<b>-73</b>	<b>-74</b>	<b>-76</b>	<b>-79</b>	<b>-82</b>
	Analog losses (fronted, antenna)	dB	6	6	6	6	6
	Digital losses (sync, channel estimation, etc.)	dB	3	3	3	3	3
BER 10 <sup>-4</sup>	Required SNR (AWGN channel)	dB	11,4	11,4	11,4	11,4	11,4
	<b>Operating range</b>	<b>m</b>	<b>114,23</b>	<b>113,56</b>	<b>114,36</b>	<b>114,50</b>	<b>114,64</b>

← 40 ... 400 antenna elements

← 2 ... 0.2GHz bandwidth

← 100Gb/s PHY throughput

← min. 35dBi ant. element gain

(German regulation for 60 GHz outdoor P2P links)

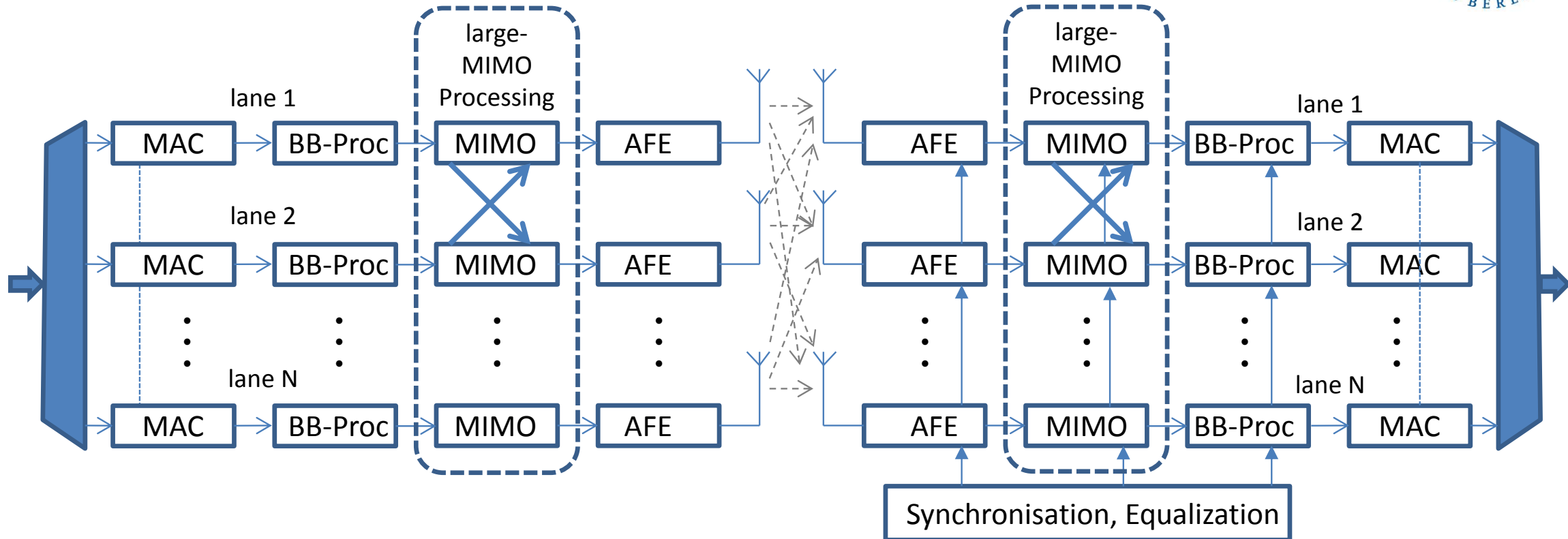
← max. 40dBm EIRP

(German regulation for 60 GHz outdoor P2P links)

← 100 m range

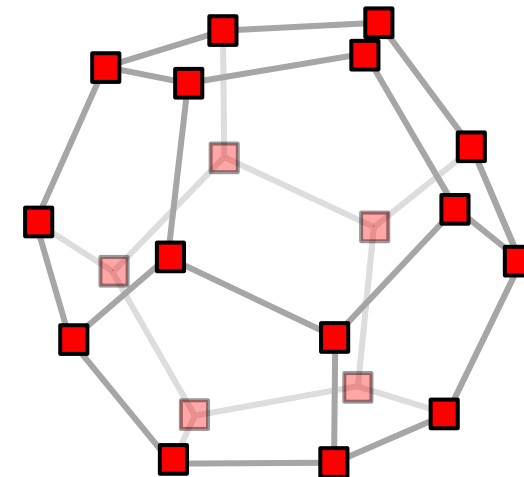


→ *It can be done !*

# Architecture of the maximumMIMO System



- Challenges:
- Antenna design and optimisation (partitioning)
  - Channel characterisation (for LOS-MIMO + 3D Antennas)
  - massive MIMO processing (algorithms + implementation)
  - Scalable parallel implementation of BB-processor and MAC, ...

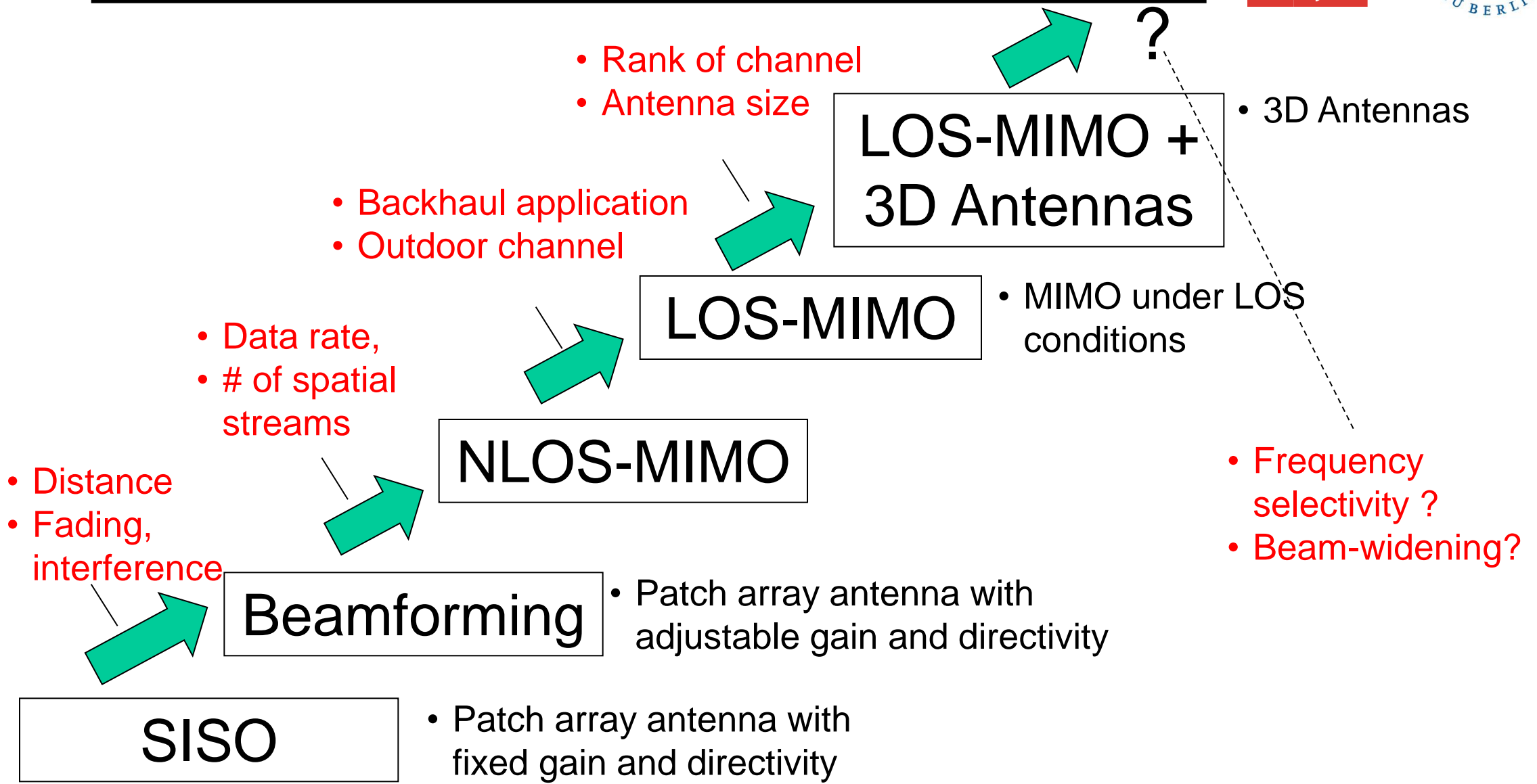
# Planned Demonstrator Based on 60 GHz AFE



Available compact 60 GHz frontend module with patch array antenna and power supply

Planned small scale demonstrator using 60 GHz technology and 4 ... 8 antennas

# Trends: Transmission Schemes





## Targetted Outcome: maximum MIMO will ...

---



- ... identify fundamental design paradigms for wireless communication systems that use very large antenna arrays with 3D topology at the transmitter and receiver to maximize the bandwidth efficiency.
- ... derive information-theoretic concepts for robust 3D antenna topologies and highly-parallelized MIMO processing schemes, focusing on the fundamental limit for an arbitrary number of antenna elements.
- ... validate the theoretical concepts for practical applications, i.e., for antennas with 50 to 1000 elements.
- ... consider LOS transmission at 60GHz as an application example, which will be extended to non-LOS transmission, e.g., for 100 Gb/s cellular communications, in the second phase of the project.

Thank you  
Questions?